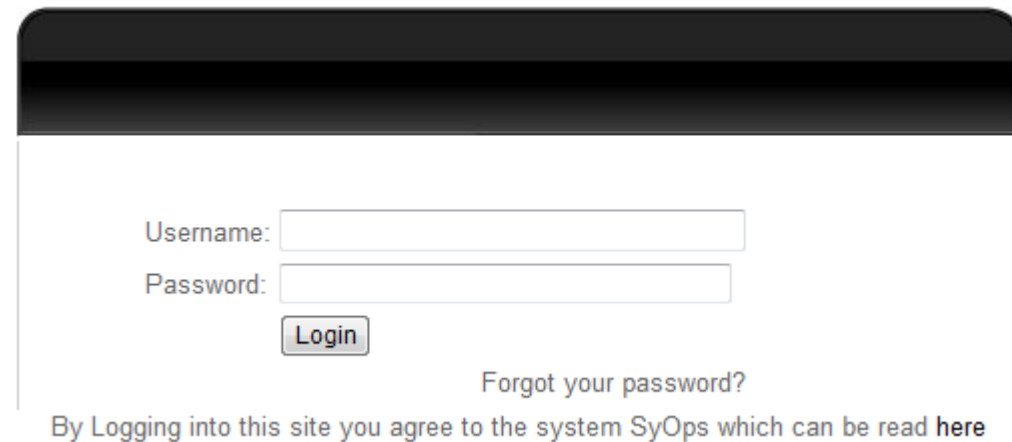


# How to do an online assessment on Ultilearn

1: navigate to [https://  
learning.bader.mod.uk/](https://learning.bader.mod.uk/) .

You will be presented with a  
login screen.



A screenshot of a web browser window showing a login form. The form has two input fields: 'Username:' and 'Password:'. Below the 'Password:' field is a 'Login' button. To the right of the 'Login' button is a link that says 'Forgot your password?'. At the bottom of the form, there is a line of text: 'By Logging into this site you agree to the system SyOps which can be read here'.

## 2: Type in your login details .

If you cannot remember your username and password, email the CO at [oc.1220@aircadets.org](mailto:oc.1220@aircadets.org)

Your password will be a combination of different letters and special characters. It is case sensitive so make sure you look carefully to enter it correctly. It can sometimes be difficult to tell the special characters apart, but persevere. If you really can't get in, send an email to the address above.

You will then be presented with the **my courses** screen. Unless you have used Utlearn before, no courses will appear here.

Logged in as: 0112200006001 Explorer Register Bulk Register Search: Keyword Go Log out

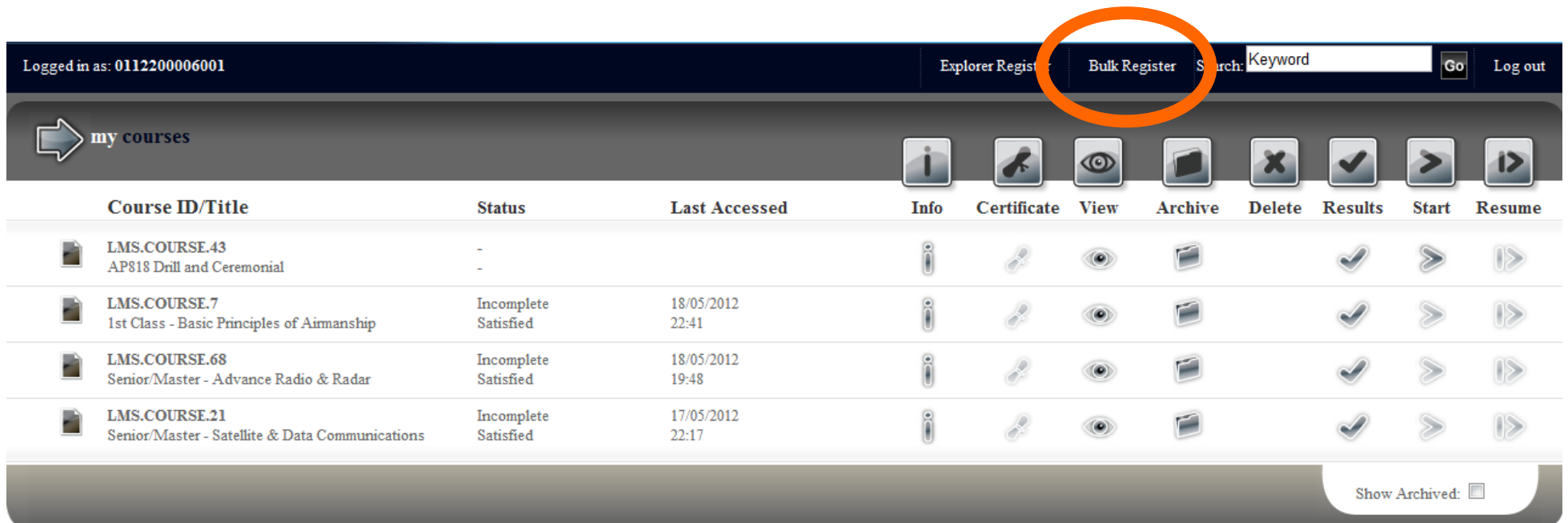
my courses

Course ID/Title	Status	Last Accessed	Info	Certificate	View	Archive	Delete	Results	Start	Resume
LMS.COURSE.43 AP818 Drill and Ceremonial	-	-								
LMS.COURSE.7 1st Class - Basic Principles of Airmanship	Incomplete Satisfied	18/05/2012 22:41								
LMS.COURSE.68 Senior/Master - Advance Radio & Radar	Incomplete Satisfied	18/05/2012 19:48								
LMS.COURSE.21 Senior/Master - Satellite & Data Communications	Incomplete Satisfied	17/05/2012 22:17								

Show Archived:





































**3: To find your subject, press the Bulk Register button on the blue bar .**

This will take you to a list of all available subjects (or courses.)



Logged in as: 011220006001 Explorer Register **Bulk Register** Search: Keyword Go Log out

my courses































Course ID/Title	Status	Last Accessed	Info	Certificate	View	Archive	Delete	Results	Start	Resume
 LMS.COURSE.43 AP818 Drill and Ceremonial	-	-								
 LMS.COURSE.7 1st Class - Basic Principles of Airmanship	Incomplete Satisfied	18/05/2012 22:41								
 LMS.COURSE.68 Senior/Master - Advance Radio & Radar	Incomplete Satisfied	18/05/2012 19:48								
 LMS.COURSE.21 Senior/Master - Satellite & Data Communications	Incomplete Satisfied	17/05/2012 22:17								

Show Archived:

#### 4: Find your subject in the list.

This will take you to a list of all available subjects (or courses.) You can go to the next page by using the links at the bottom.

When you have found your subject, you can select it by clicking the checkbox at the far right. Because you're doing the assessment, you will need to check the subject which has "exam" after it.

 LMS.COURSE.7	1st Class - Basic Principles of Airmanship			<input type="checkbox"/>
 LMS.COURSE.8	1st Class - Basic Radio Communication			<input type="checkbox"/>
 LMS.COURSE.26	1st Class - History of Flight			<input type="checkbox"/>
 LMS.COURSE.25	1st Class - Initial Expedition Training			<input type="checkbox"/>
 LMS.COURSE.6	1st Class - Map Reading			<input type="checkbox"/>
 LMS.COURSE.5	1st Class - The Air Training Corps			<input type="checkbox"/>
 LMS.COURSE.10	1st Class - The Royal Air Force			<input type="checkbox"/>
 LMS.COURSE.45	Airliners			<input type="checkbox"/>
 LMS.COURSE.69	AP3227 Band Drill			<input type="checkbox"/>
 LMS.COURSE.43	AP818 Drill and Ceremonial			<input type="checkbox"/>

See Pages: [1](#) [2](#) [3](#) [4](#) [\[Show All\]](#) Show Registered:  Select All

#### 4: Find your subject in the list.

Note the difference between these two!



**LMS.COURSE.62**

**Senior/Master Radio and Radar Exam**



**LMS.COURSE.68**

**Senior/Master - Advance Radio & Radar**

## 5: Register for the course by clicking the register button

This will make your subject appear on the **my courses** screen when you log in, so you can access the resource materials.








## **6: Log out and log back in**

If the subject you just registered for doesn't appear in My Courses, you'll need to log out and log in again, to refresh the system. If it does appear, then you won't need to do this.

## 7: Click the Start button

Click the start button in the row for the subject you're doing.

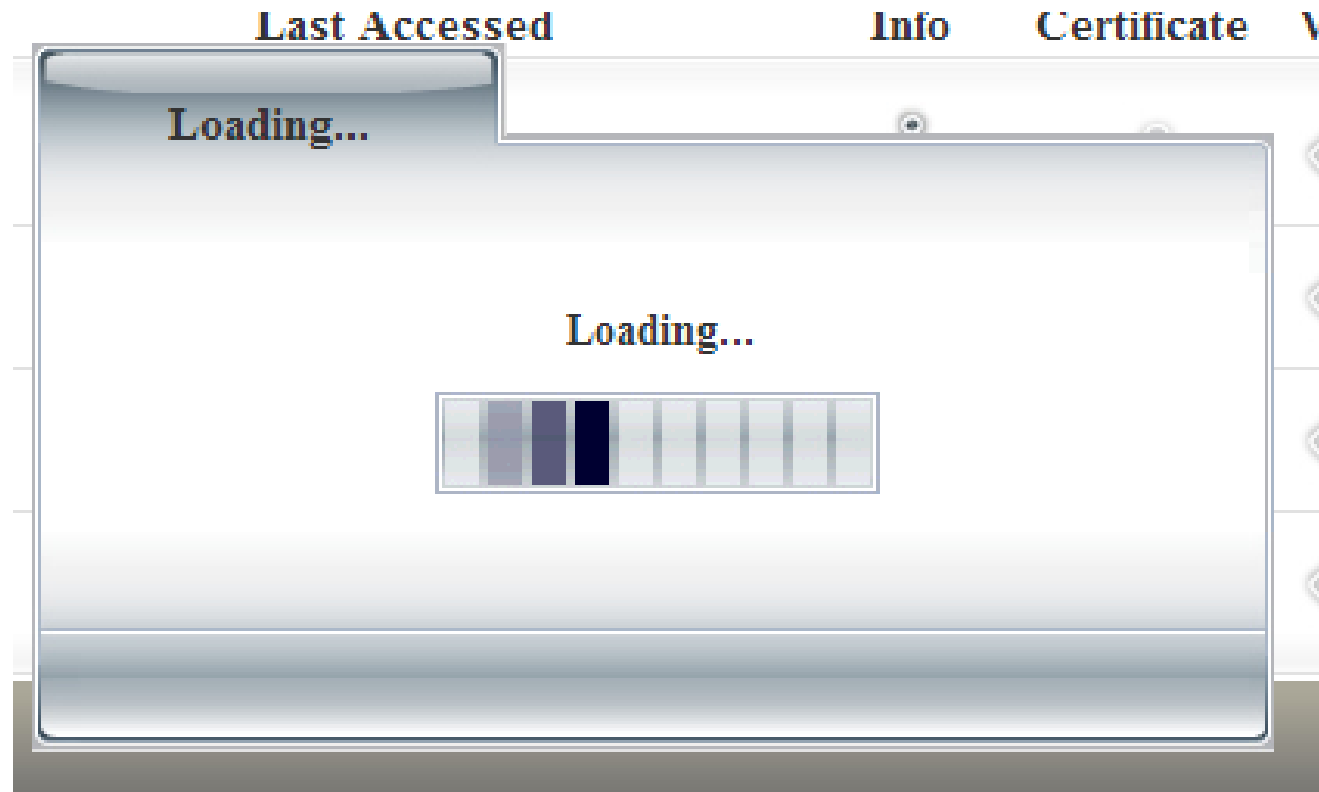
LMS.COURSE.62 Senior/Master Radio and Radar Exam	Incomplete Not Satisfied	01/11/2012 11:31							
---	-----------------------------	---------------------	---	---	---	---	---	---	---



## 8: Wait

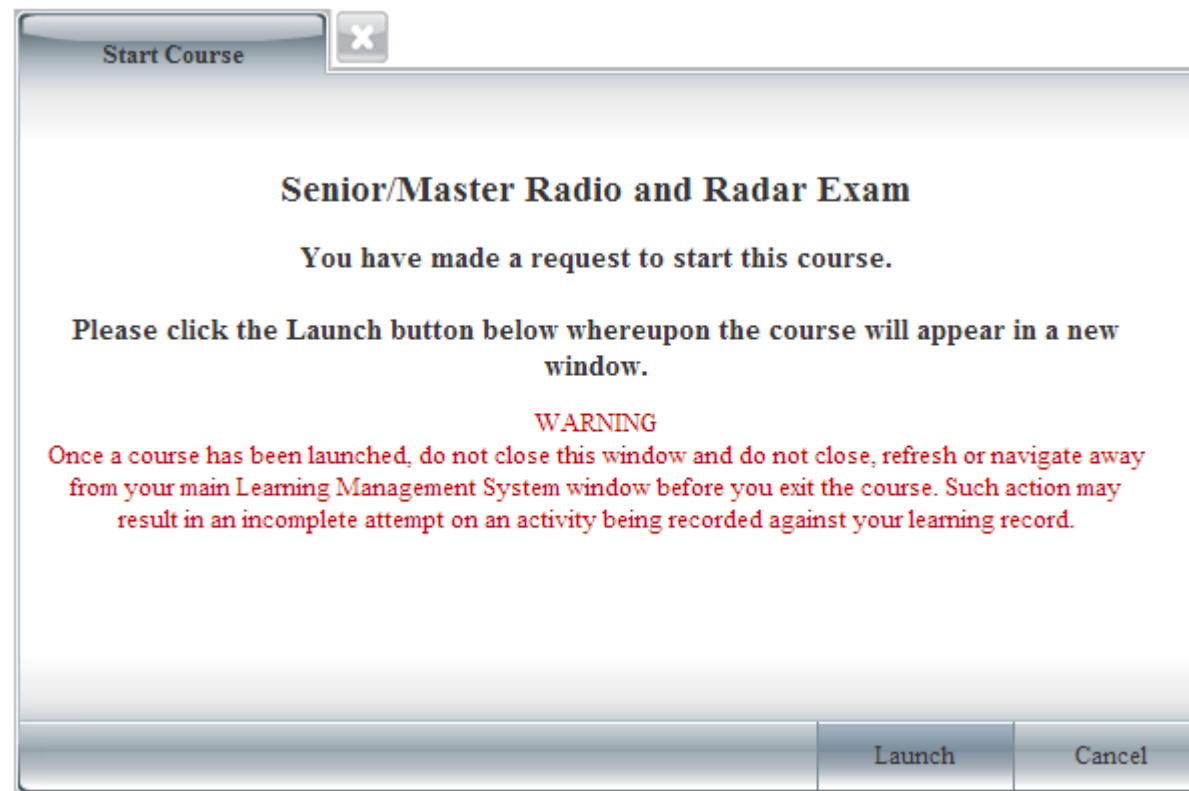
Whenever you see the loading screen - wait—and don't press anything.

If you're waiting more than 3 minutes then there may be issue. Close everything down and try again.



## 9: Press the Launch button

When the launch button is pressed, a request is sent to the system for you to start the assessment. If you close the system after this point, even if you're not finished, you may have to wait ten days.



## 10: Instructions

You will then see the instructions. Read these once and press the next button. The points at the bottom tell you which learning objective the next two questions will assess.

You will see this screen between every set of two questions.

Advance Radio & Radar Exam Pass 1 OLD Next

**Identify the correct answer and click next to move on to the next question.**  
**Upon completion of the two questions click finish to move on to the next Assessment Criteria.**  
**At the end of the assessment call your staff member to make a note of your result.**  
**If you have been unsuccessful you will be informed of the Learning Outcomes you need to revise for in preparation for your re-sit.**  
**Your re-sit will not be allowed for a period of 10 days.**

**Learning outcomes and assessment criteria:**

In order to pass this unit, the evidence that the learner presents for assessment needs to demonstrate that they can meet all the learning outcomes for the unit. The assessment criteria determine the standard required to achieve the unit.

LO1            Know principles of radar and radio communications

AC Pass 1    Outline principles of radio communications and radio signals

Next

## 11: Answer the question

Click the radio button for the answer which best answers the question.

When you have answered it, press the “next” button at the bottom.

- › Advance Radio & Radar Q29
- › Advance Radio & Radar Q31

The relationship between frequency (f), wavelength (?) and velocity (v) is given in the formula:

- Frequency = velocity - wavelength
- Velocity = frequency + wavelength
- Velocity = frequency - wavelength
- Velocity = frequency x wavelength

## **12: Answer the second question**

Do the same for the second question. Then press “Finish”

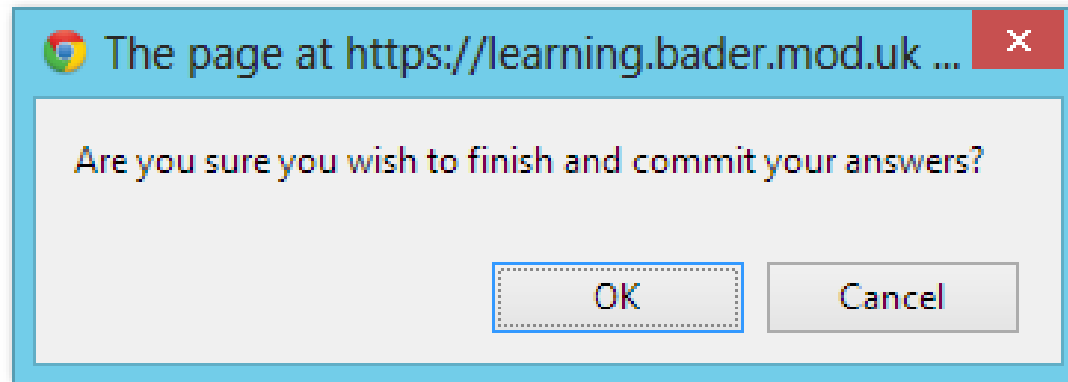
### 13: Make sure both questions are answered

Make sure it says “Yes” in both rows under answered. If not, click the question name and answer it.

Question Number	Question Text	Answered
1	&nbsp; The relationship between frequency (f), wavelength ( ...	Yes
2	&nbsp; What type of code uses Amplitude Modulation?	Yes

## 14: Click OK

Click OK

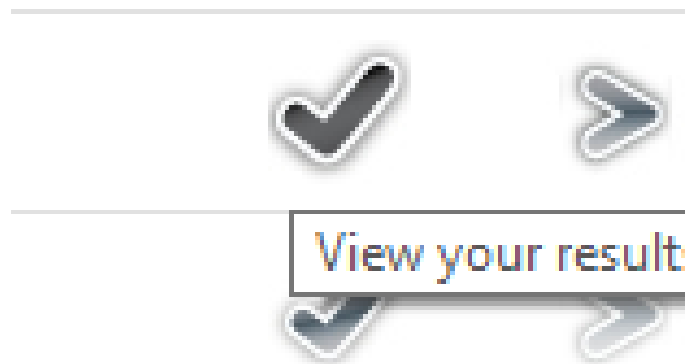


## 15: Keep going

Keep answering questions until you have answered them all.

You may be dropped back to the my courses screen, or you may see a results page.

If you are dropped back to my courses, press the tick for your subject under the results column heading.















## 16: Take a screenshot

Take a screenshot of this screen, then paste it into paint. Make sure all of the rows are visible by pressing show all at the bottom.

Then use the text tool to add In your name, and the date somewhere near the top left corner.

Then, attach this screenshot in an email to [1220@aircadets.org](mailto:1220@aircadets.org)

	Activity	Status	Attempt No.	Last Score
	LMS.MODULE.242 Senior/Master Radio and Radar Exam	Incomplete -	3	
	LMS.ACTIVITY.243 Advanced Radio and Radar Exam Pass LO1	Completed Pass	4	100.0
	LMS.ACTIVITY.244 Advanced Radio and Radar Exam Pass LO2	Incomplete -	4	
	LMS.ACTIVITY.245 Advanced Radio and Radar Exam Pass LO3	Requires New Attempt -	2	
	LMS.ACTIVITY.246 Advanced Radio and Radar Exam Pass LO4	Requires New Attempt -	2	
	LMS.ACTIVITY.247 Advanced Radio and Radar Exam Pass LO5	Requires New Attempt -	2	
	LMS.ACTIVITY.248 Advanced Radio and Radar Exam Pass LO6	Requires New Attempt -	2	
	LMS.ACTIVITY.249 Advanced Radio and Radar Exam Pass LO7	Requires New Attempt -	2	
	LMS.ACTIVITY.250 Advanced Radio and Radar Exam Pass LO8	Requires New Attempt -	2	
	LMS.ACTIVITY.251 Advanced Radio and Radar Exam Pass LO9	Requires New Attempt -	2	

## 17: See whether you passed or failed

Go back to my courses and take a look at the list of courses. If your course says “Not Satisfied” then you will need to retry in 10 days

If it says “satisfied” then you have passed. Make sure you tell your instructor that you have passed and no further action is required. Congratulations!



**LMS.COURSE.62**

Senior/Master Radio and Radar Exam

Completed

Not Satisfied



**LMS.COURSE.62**

Senior/Master Radio and Radar Exam

Completed

Satisfied

## **18: Log out**

When you're finished, log out.